



**District Report Card: 2017**


<b>State:</b> Tamil Nadu	<b>District:</b> Thoothukkudi
<b>Class:</b> 3	<b>Subject:</b> Mathematics
<b>Schools:</b> 60	<b>Students:</b> 936


**Participation/Coverage**


**Students**

 GENDER	Boys		Girls	
	Number	%	Number	%
	450	48.08	486	51.92

 AREA	Rural		Urban	
	Number	%	Number	%
	651	69.55	285	30.45

 CATEGORY	SC		ST		OBC		GEN	
	Number	%	Number	%	Number	%	Number	%
	228	24.36	30	3.21	567	60.58	111	11.86

 CWSN	LD	VI	HI	S&LD	ID	Oth
	1	0	1	3	3	1

 Management	Government		Government-aided	
	Number	%	Number	%
	207	22.12	729	77.88

**Average Performance of Students in Mathematics (%)**

Overall	Gender		Area		Management		Social Group			
	Male	Female	Rural	Urban	Govt.	Aided	SC	ST	OBC	GEN
60.19	59.90	60.45	61.23	57.80	54.59	61.77	59.21	46.00	61.46	59.52

## Performance on Learning Outcomes (LOs)

Learning Outcomes	Description	Average Performance(%)
M301	Reads and writes numbers up to 999 using place value	59.32
M302	Compares numbers up to 999 based on their place values	72.97
M303	Solves simple daily life problems using addition and subtraction of three digit numbers with and without regrouping	55.03
M304	Constructs and uses the multiplication facts (up till 10) in daily life situations	53.26
M305	Analyses and applies an appropriate number operation in the situation/ context	40.71
M306	Explains the meaning of division facts by equal grouping/sharing and finds it by repeated subtraction	59.72
M309	Identifies and makes 2D-shapes by paper folding, paper cutting on the dot grid, using straight lines etc.	85.29
M311	Fills a given region leaving no gaps using a tile of a given shape	45.76
M312	Estimates and measures length and distance using standard units like centimeters or meters & identifies relationships	21.77
M317	Reads the time correctly to the hour using a clock/watch	72.22
M318	Extends patterns in simple shapes and numbers	52.41
M319	Records data using tally marks, represents pictorially and draws conclusions	87.18

Range of Performance of Students who Answered Correctly							
Below 30%		30% - 50%		50% - 75%		Above 75%	
Number	%	Number	%	Number	%	Number	%
86	9.19	223	23.82	398	42.52	229	24.47

## Lowest Performing Learning Outcomes (LOs)

- 1 - Estimates and measures length and distance using standard units like centimeters or meters & identifies relationships (21.77)
- 2 - Analyses and applies an appropriate number operation in the situation/ context (40.71)
- 3 - Fills a given region leaving no gaps using a tile of a given shape (45.76)
- 4 - Extends patterns in simple shapes and numbers (52.41)
- 5 - Constructs and uses the multiplication facts (up till 10) in daily life situations (53.26)